

The Mother & Child Project: How to Advocate for the Health of Women and Children Worldwide

**Jennifer E. Dyer, PhD
Executive Director**

**Lecturer, Department of Health Policy
Vanderbilt University**



HOPE

THROUGH HEALING HANDS

**VUSM Conference
Light Hall
February 21, 2018**

About Hope Through Healing Hands

Hope Through Healing Hands (HTHH) is a Nashville-based nonprofit 501 (c) 3 whose mission is to promote improved quality of life for citizens and communities around the world using health as a currency for peace. Senator Bill Frist, MD is the founder and chair of the organization, which was founded in 2004.



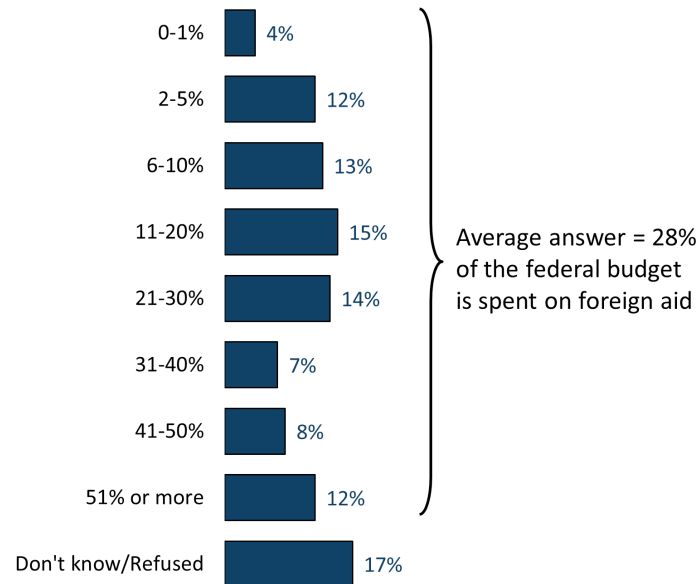


U.S. International Affairs Account, or 150 Account

How much do we give to Foreign Aid?

Public Overestimates Share Of Budget Going To Foreign Aid

Just your best guess, what percentage of the federal budget is spent on foreign aid?



SOURCE: Kaiser Family Foundation 2013 Survey of Americans on the U.S. Role in Global Health (conducted August 6-20, 2013)

THE HENRY J.
KAISER
FAMILY
FOUNDATION


HOPE
THROUGH HEALING HANDS

...less than 1%
of the U.S. Federal Budget



Key U.S. Government Global Health Efforts

Disease-Specific Programs

- **HIV/AIDS** - President's Emergency Plan for AIDS Relief (PEPFAR)
- **Malaria** - President's Malaria Initiative (PMI)
- **Tuberculosis (TB)**
- **Neglected tropical diseases (NTDs)**
- **The Global Fund to Fight AIDS, Tuberculosis and Malaria**
- **Emerging infectious diseases and pandemic preparedness (Zika response)**

Population-Based and Other Programs

- **Maternal, newborn, and child health (MNCH)**
- **Family planning and reproductive health (FP/RH)**
- **Nutrition** - Feed the Future
- **Clean water, sanitation, & hygiene (WASH)** - Water for the Poor Act

Top Five Donors for Global Health, by

HIV	
Donor	% of Funding
U.S.	61%
Global Fund	19%
U.K.	4%
UNAIDS	3%
World Bank	2%
Total	\$7.6

Tuberculosis	
Donor	% of Funding
Global Fund	60%
U.S.	21%
Canada	6%
World Bank	4%
U.K.	4%
Total	\$0.7

Malaria	
Donor	% of Funding
Global Fund	57%
U.S.	26%
U.K.	7%
World Bank	6%
Canada	1%
Total	\$1.5

FP/RH	
Donor	% of Funding
U.S.	29%
UNFPA	19%
U.K.	13%
Netherlands	6%
World Bank	5%
Total	\$1.8

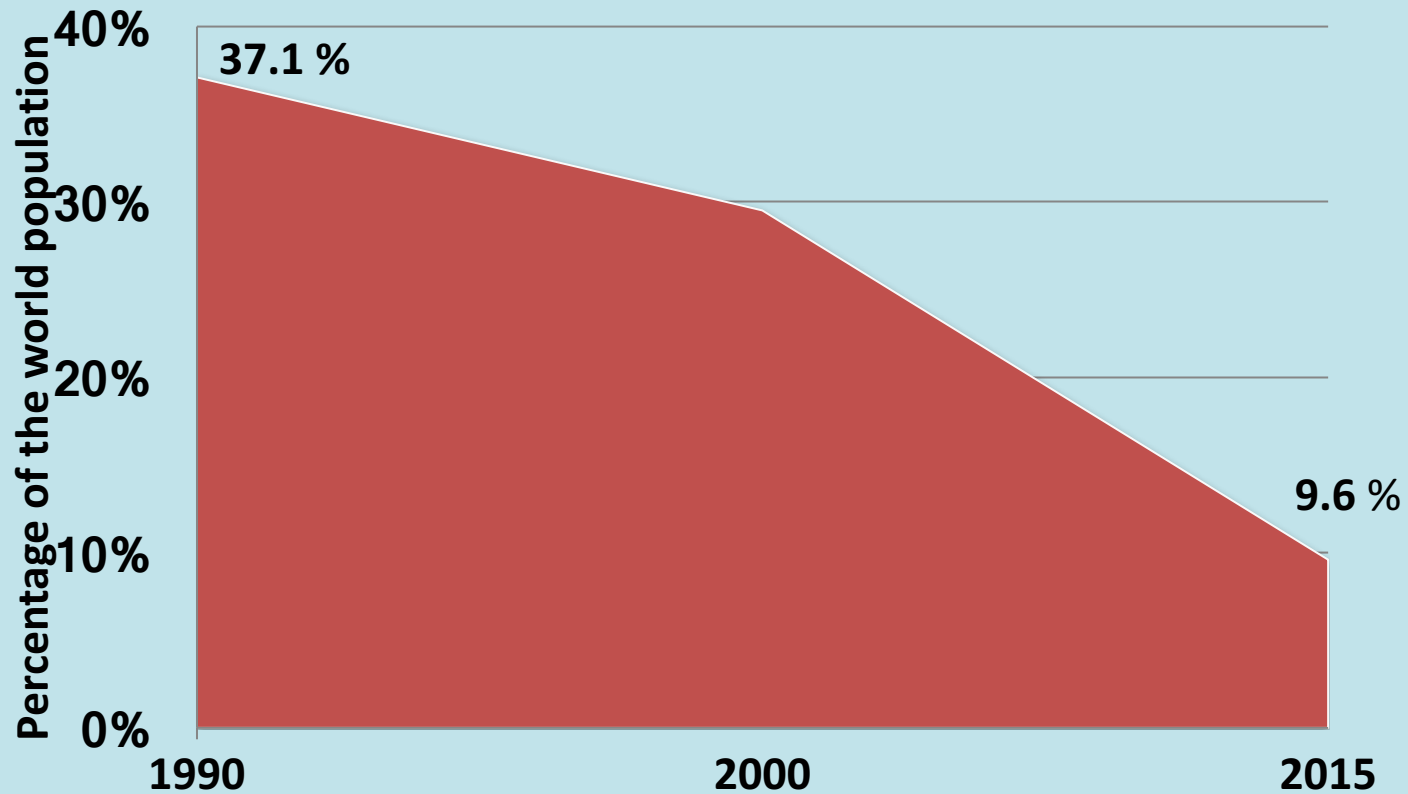


The Good News.

Extreme Poverty

Global poverty has fallen by 74%.

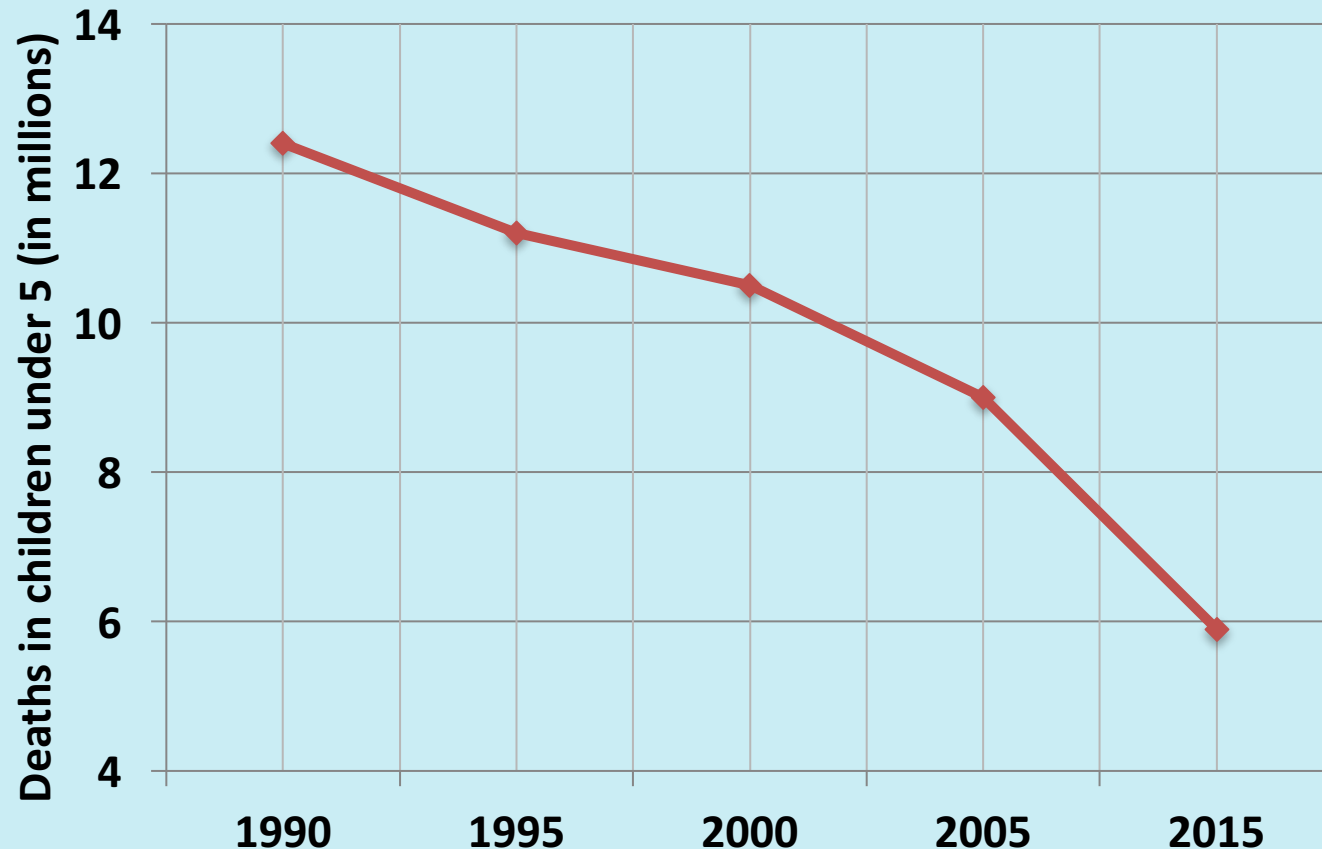
Share of population below \$1.9 a day (2011 PPP)



Source: The World Bank

Child Mortality

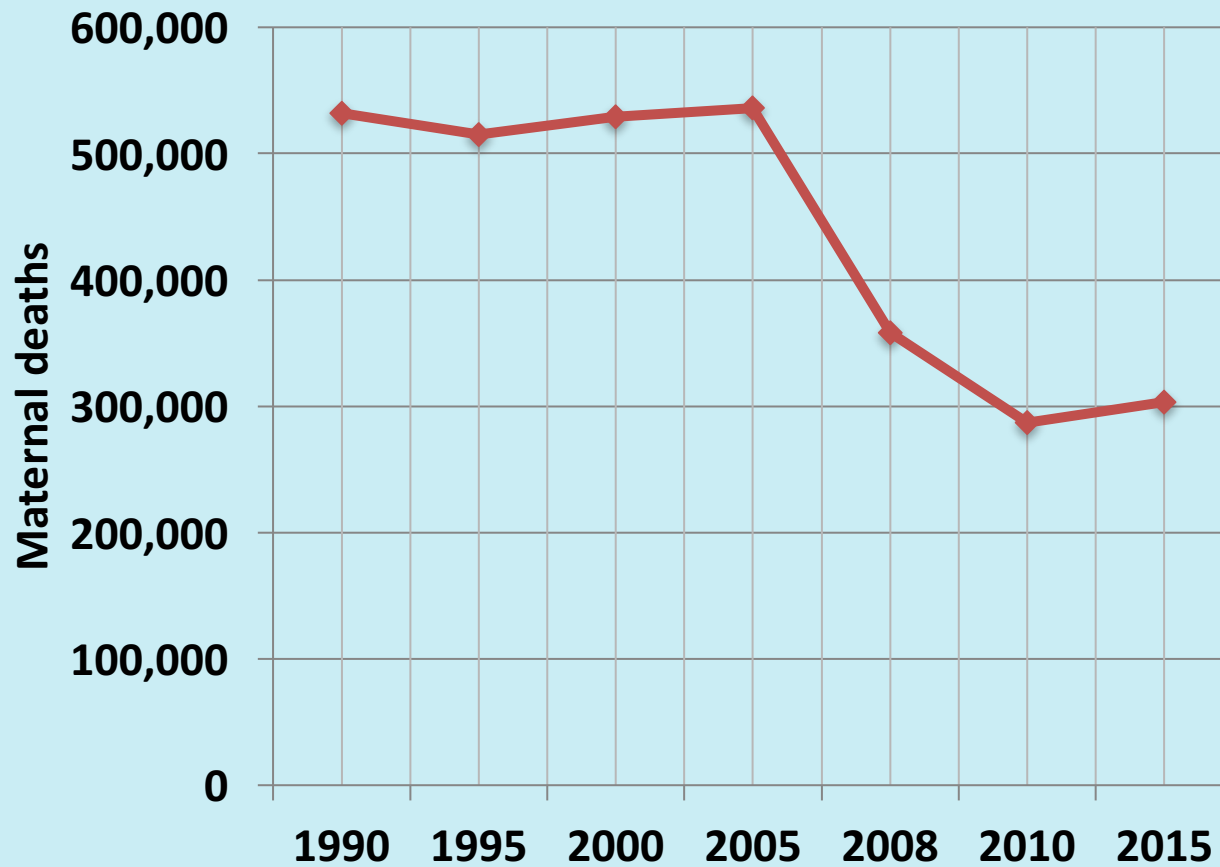
The number of children who die before age 5 has been cut in half.



Source: Murray, CJL, Laakso T, ShibuyaK, Hill K, Lopez AD. "Can we achieve Millennium Development Goal

Maternal Mortality

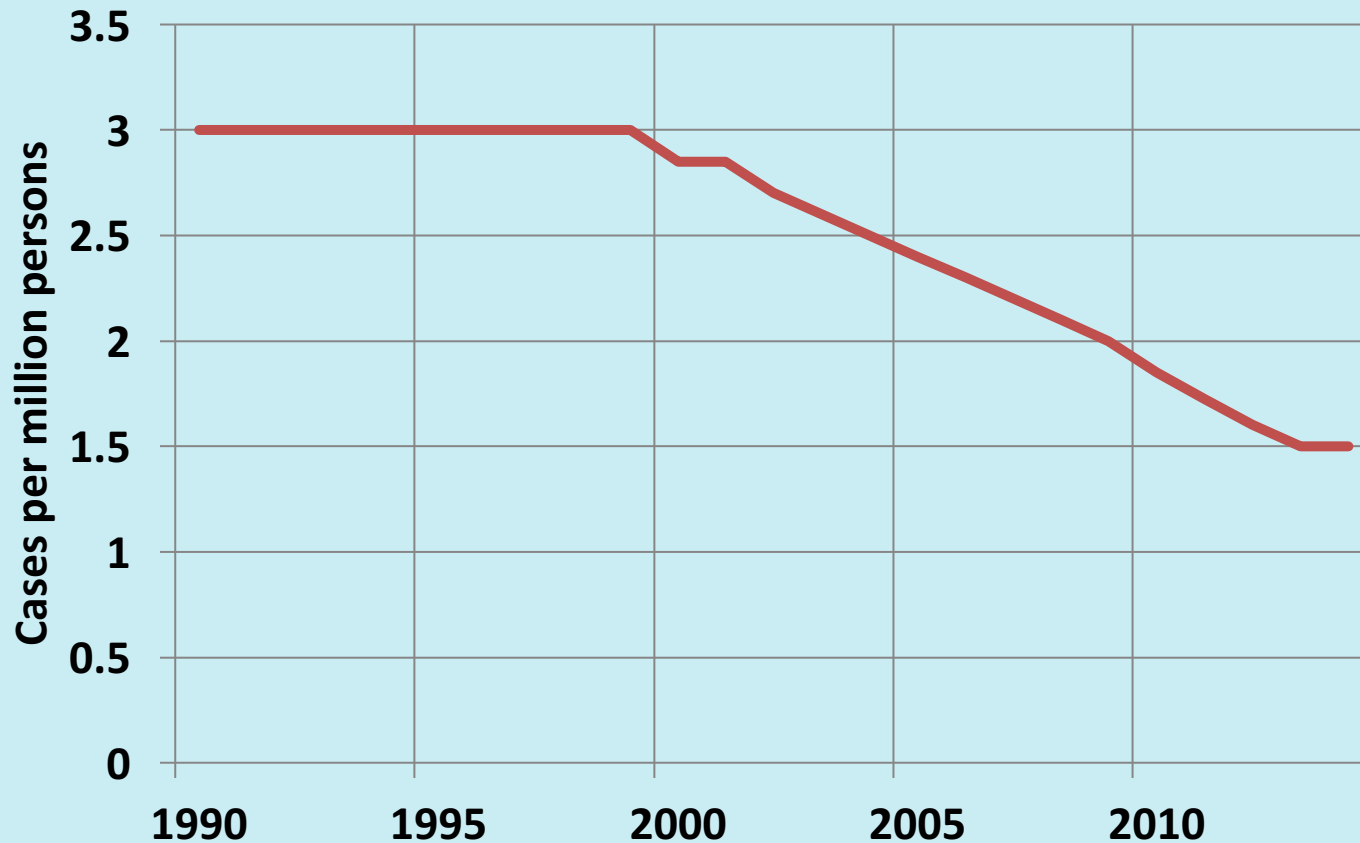
Global maternal deaths have fallen by 44%.



Source: World Bank, WHO, UNFPA, UNICEF

Tuberculosis

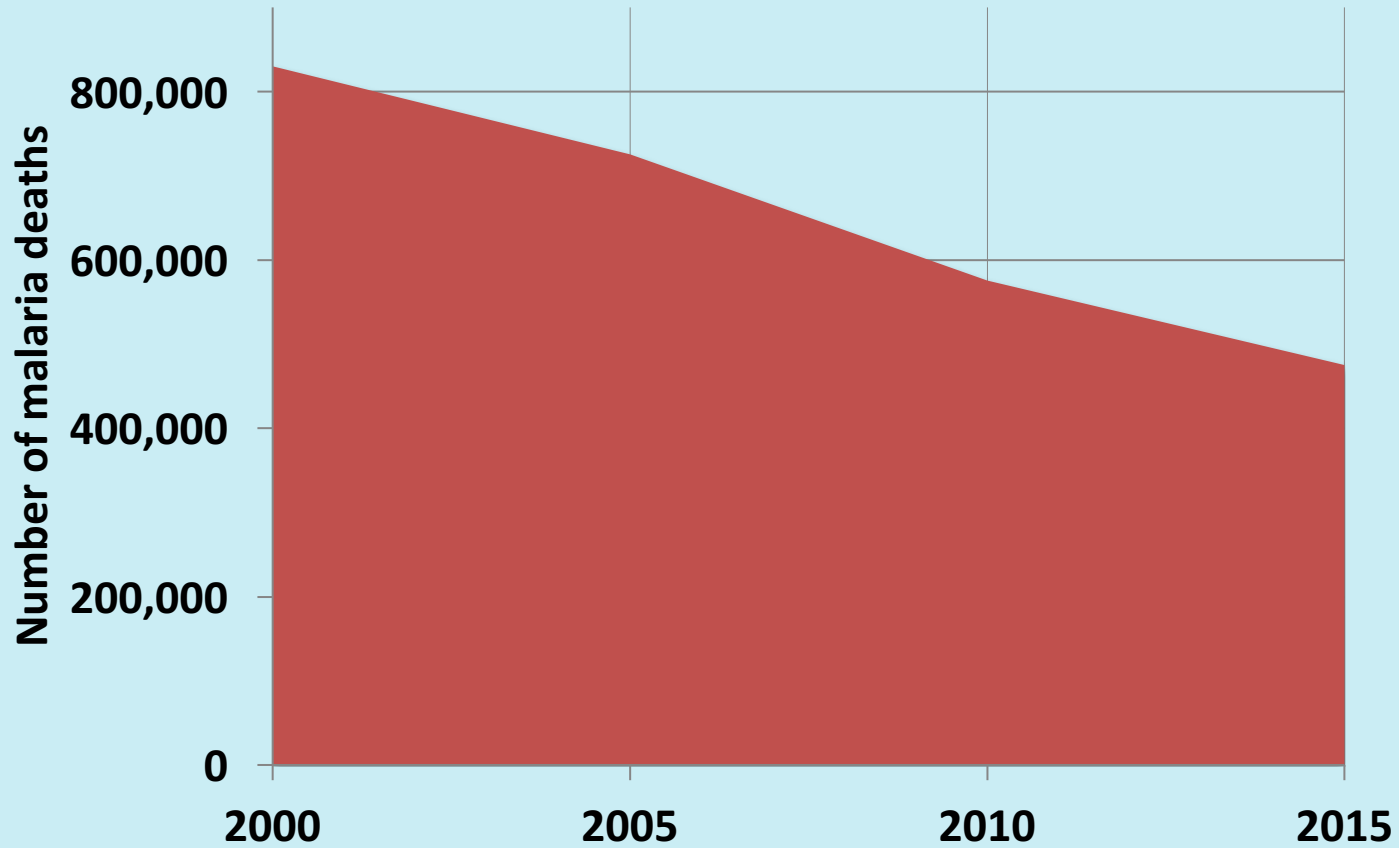
Global TB deaths have been cut in half.



Source: <http://annals.org/aim/article/2279800/global-tuberculosis-control-toward-2015-targets-beyond>

Malaria

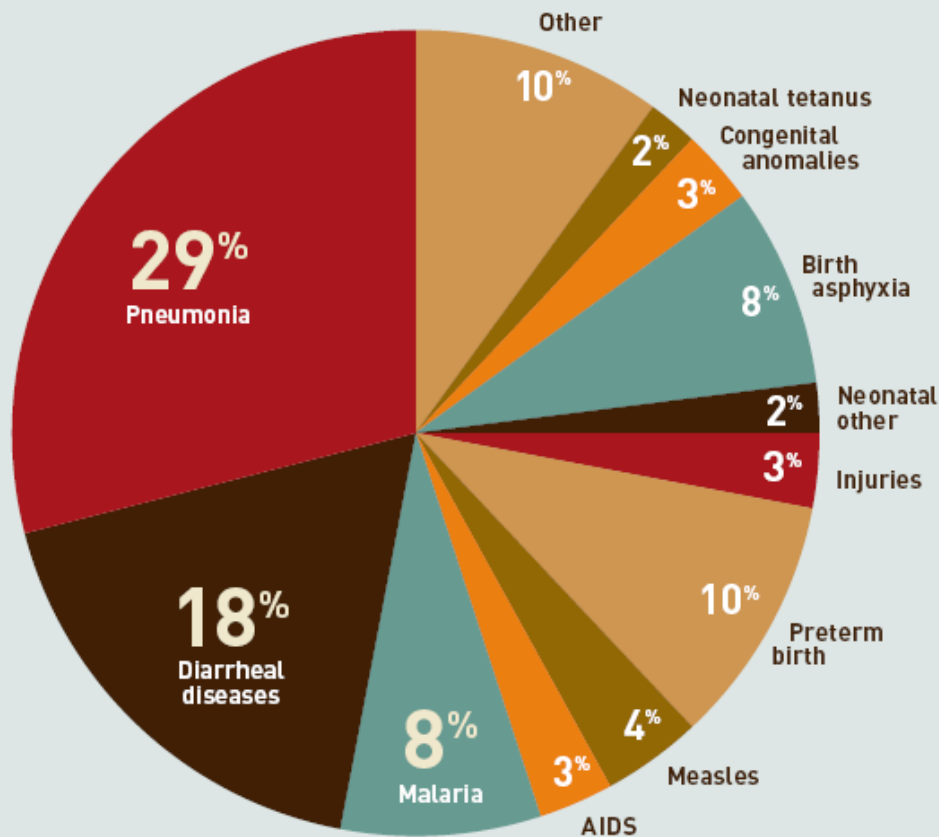
Global malaria deaths have been cut in half.



Source: Deaths by World Region (WHO) OurWorldInDatat.org/eradication-of-diseases/

What are the leading causes of children's deaths?

CHART 2: A few diseases cause over half of children's deaths.



Sources: http://www.unicef.org/health/files/The_State_of_the_Worlds_Children_2008.pdf,

What are leading causes of maternal deaths?

- More than **303,000** women die annually from complications during pregnancy or childbirth.
- Of almost all deaths from complications of pregnancy or childbirth - **99%** occur in developing countries.
- In sub-Saharan Africa, a woman's maternal mortality risk is **1 in 38**, compared to **1 in 3,700** in developed regions.
- Children who have lost their mothers are up to **10x more** likely to die prematurely than those who have not.
- More than **220 million** women around the world who want to avoid pregnancy do not have access to effective contraceptives or counseling services.

Maternal and Child Health

80% of all maternal deaths are preventable.

If we can save the life of a mother, we can likely save her child too.

How?

***Access to education**

***Timely pre/postnatal care**

***Emergency care**

***Encouraging breastfeeding**

***Healthy Timing and Spacing of Pregnancies (HTSP)**

***Access to contraceptives**

***Skilled birth attendants**

***Vaccines**

***Oral rehydration**

Healthy Timing and Spacing of Pregnancy (HTSP) TRANSFORMS MOTHERS' AND CHILDREN'S LIVES

the FACTS



GIRLS AGE 15-19 are



2X as likely TO DIE in pregnancy and childbirth as those who are **20-24**

the HOPE

WITH HTSP

MOTHERS ARE **LESS LIKELY** TO experience complications such as



They can secure **HEALTH BENEFITS** for themselves and their children by **BREASTFEEDING LONGER**

CHILDREN ARE MORE LIKELY to receive essential >



WITHOUT HTSP

Newborns have higher risk of:

- > Neonatal **DEATH**
- > Preterm **BIRTH**
- > Low birth **WEIGHT**

Mothers have higher risk of:

- > Maternal **DEATH**
- > pre-**ECLAMPSIA**
- > **MISCARRIAGE**

MORE TIME BETWEEN PREGNANCIES =
lower risk of complications for both mothers and children



AGE 20 →
First child: healthy and strong mom and baby



AGE 23 →
Second child: spaced to allow healthy growth



AGE 26 →
Third child: mother able to care for all children emotionally and physically

Healthy Timing and Spacing of Pregnancy (HTSP) CHANGES LIVES

HTSP is an approach that helps women and couples make an informed decision about delaying first pregnancy until age 18, and timing and spacing subsequent pregnancies to secure the most positive outcomes for the mother, baby, family, and community.

the FACTS

Every year, complications from pregnancy and childbirth kill hundreds of thousands of women—

+80% of these deaths are PREVENTABLE

Pregnancy is **one of the leading causes of death** for teenage girls globally



Babies born **less than two years apart** are more than

2X as likely TO DIE before their first birthday



the HOPE

If **120 MILLION WOMEN** get access to HTSP resources by 2020:

200,000 fewer WOMEN and GIRLS will die in childbirth



3 MILLION fewer babies will die in their first year of life



WHEN MOTHERHOOD COMES EARLY AND OFTEN

For girls living in poverty and married too young, HTSP could prevent a life of heartbreak and loss.



Chronic Malnutrition: A Global Epidemic



GLOBALLY

Nearly 1 billion are chronically undernourished

About 2 billion are deficient in vitamins or minerals

Nearly 2 billion are obese or overweight

Global Nutrition

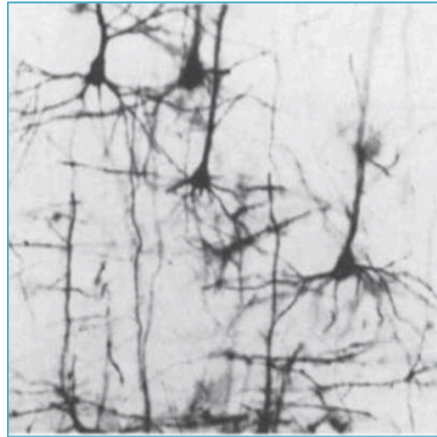
FIGURE 1.3: Food insecurity and malnutrition in famines and droughts, figure from July 2017



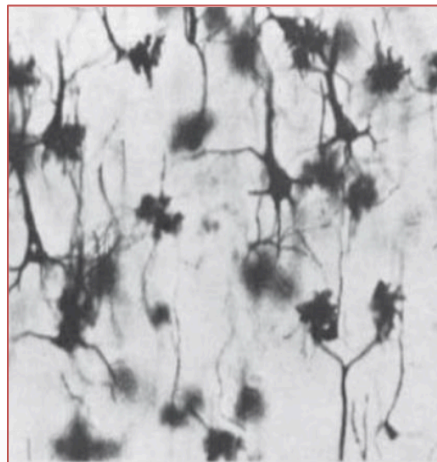
Source: UNICEF. Famine Response. Progress Update (11 July 2017). New York: UNICEF, 2017.¹⁰

The 1,000 day window of opportunity

- The first 1,000 days between pregnancy and a child's 2nd birthday sets the life-long foundation for human capital
- Adequate nutrition in this 1000-day window is imperative
- If not, the damage to future human capital is irreversible



**WELL-NOURISHED
BRAIN CELLS**



**UNDERNOURISHED
BRAIN CELLS**

The Payoffs of Investing in the First 1,000 Days



SCHOOLING: Early nutrition programs can increase school completion by one year



EARNINGS: Early nutrition programs can raise adult wages by 5-50%



POVERTY: Children who escape stunting are 33% more likely to escape poverty as adults



ECONOMY: Reductions in stunting can increase GDP by 4-11% in Asia & Africa

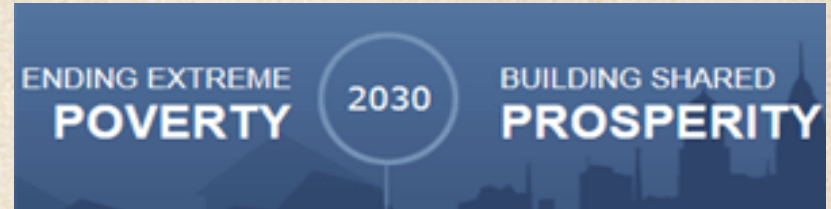
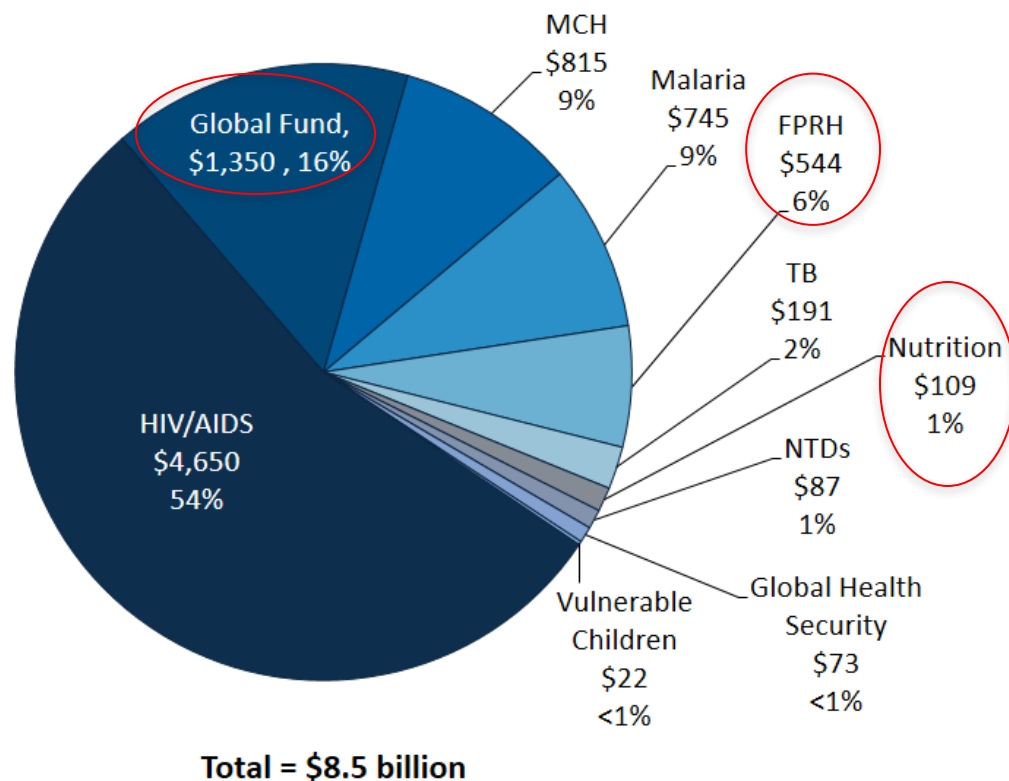


Figure 3: Global Health Programs (GHP) Account, By Program, FY 2017

In Millions



SOURCE: Kaiser Family Foundation analysis of data from the "Consolidated Appropriations Act, 2016" (P.L. 114-113) and accompanying explanatory reports.

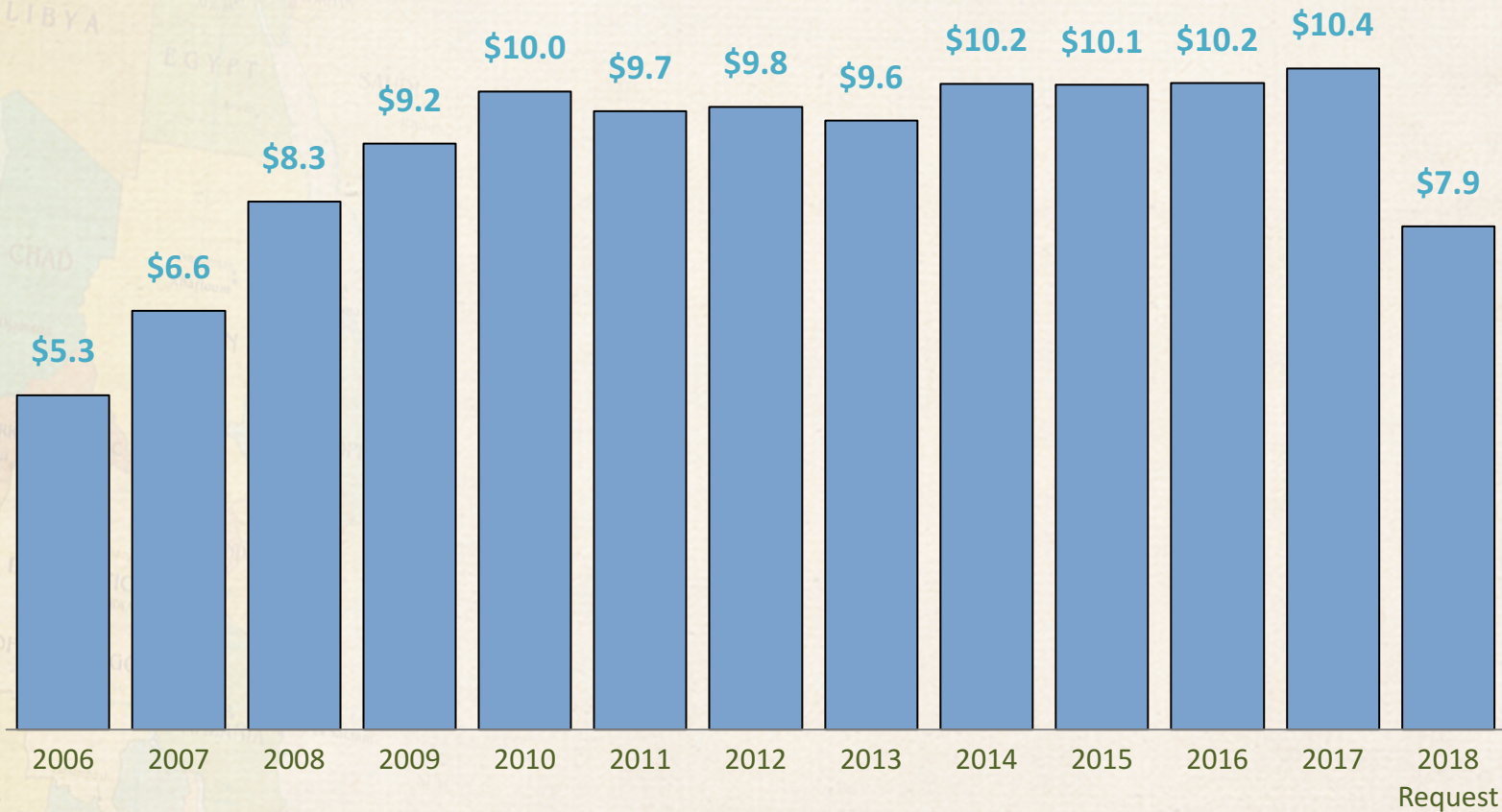




The Bad News.

U.S. Global Health Funding, FY2006-FY2018 Request

In Billions



President's 2019 Budget Release

150 Account

	FY17 ACTUAL	FY18 REQUEST	FY19 REQUEST	FY19 Addendum
Base	\$38.8B	\$25.6B	\$25.8 billion	+\$1.5 billion
OCO	\$16.4B	\$12.01B	\$12 billion	Shifts to base
Total	\$55.6B	\$37.6B	\$37.8 billion	\$39.3 billion

Global Health Toplines FY19

	FY16 FINAL	FY17 ENACTED	FY18 REQUEST	FY19 REQUEST
Bilateral PEPFAR	\$4.32 billion	\$4.32 billion	\$3.85 billion	\$3.85 billion
Global Fund	\$1.35 billion	\$1.35 billion	\$1.125 billion	\$925.1 million
USAID HIV/AIDS	\$330 million	\$330 million	\$0	\$0
Malaria	\$674 million	\$755 million	\$674 million	\$674 million
Tuberculosis	\$236 million	\$241 million	\$178 million	\$178.4 million
Maternal/Child Health	\$750 million	\$815 million	\$750 million	\$619.6 million
Vulnerable Children	\$22 million	\$23 million	\$0	\$0
Nutrition	\$125 million	\$125 million	\$79 million	\$78.5 million
Family Planning	\$608 million	\$608 million	\$0	\$302 million
NTDs	\$100 million	\$100 million	\$75 million	\$75 million
Global Health Security	\$218 million	\$143 million	\$73	\$72.5 million (repurposed FY15 Ebola funds)
GAVI				\$250 million

Faith Based Coalitions



THE FAITH-BASED COALITION FOR

Healthy Mothers & Children

WORLDWIDE



THE FAITH-BASED COALITION FOR

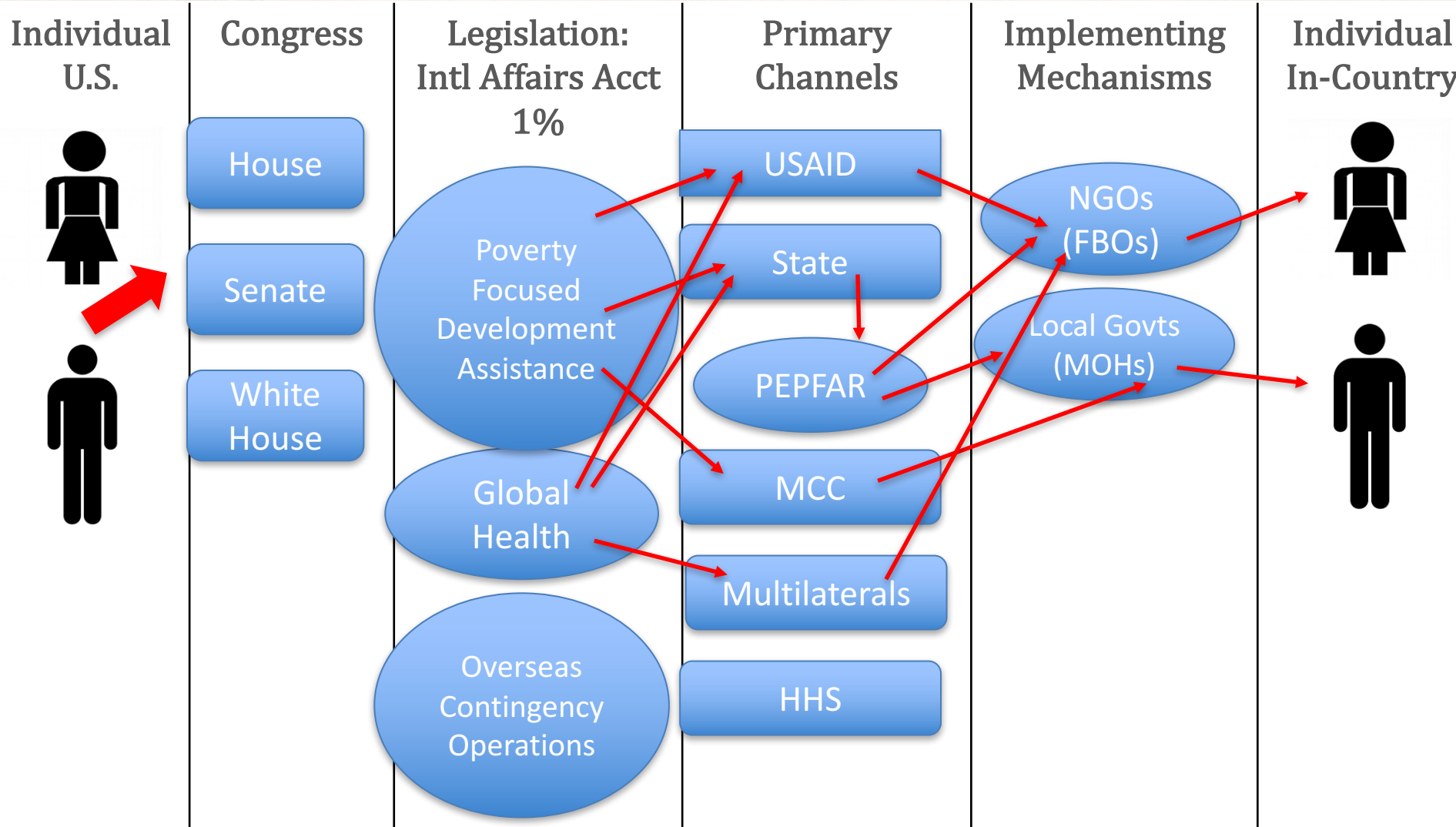
Global Nutrition

What Can You Do? Advocacy

What is it?

- Call/Write your Member of Congress.
 - House.gov
 - Senate.gov
 - Whitehouse.gov
- Request to meet with your Member of Congress in state.
- Share your story. Lend Your Voice. Stand up for women and children.

Advocacy Flows in Global Health



Next Steps

- **Learn** More.
- **Write** an op-ed.
- **Share** the facts on your social network.
- Ask your friends and family to join you to **advocate**.



HOPE

THROUGH HEALING HANDS